

61626-2 ✓ ACTIVE

MATE-N-LOK | Commercial MATE-N-LOK

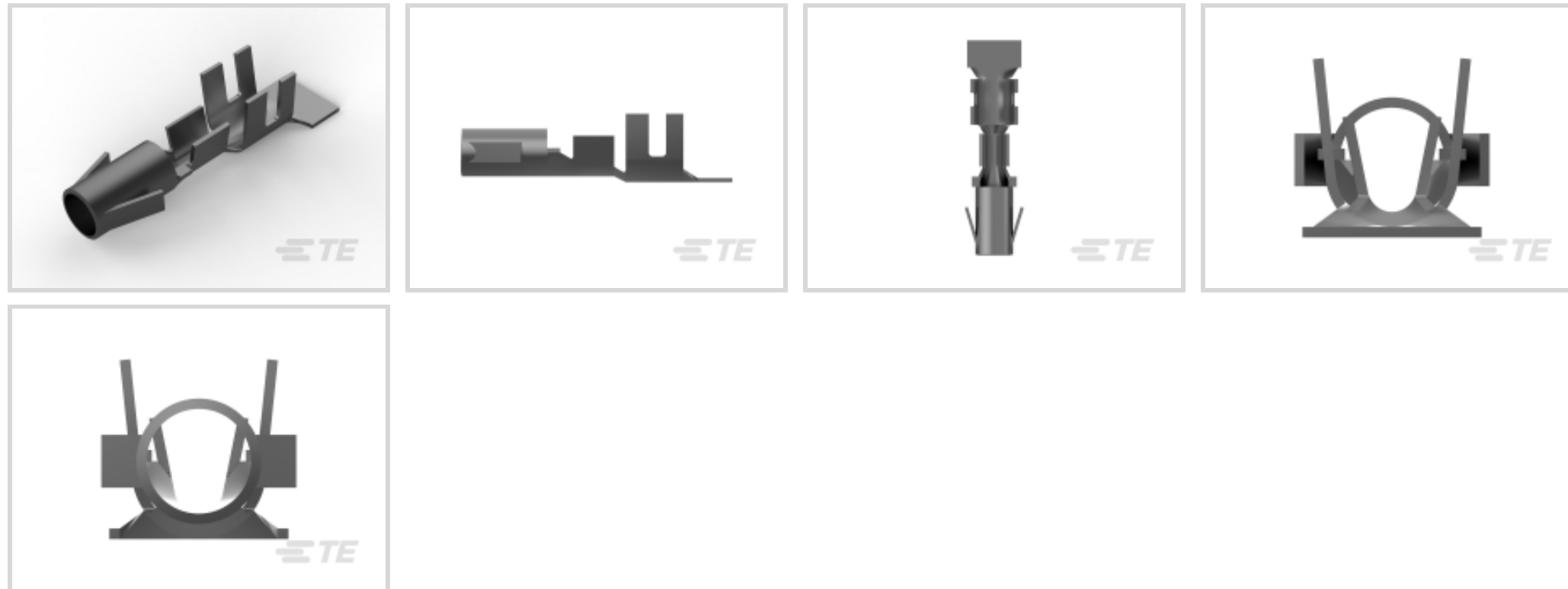
TE Internal #: 61626-2

Power Contacts, Contact, 250 VAC, Tin, 20 – 14 AWG Wire Size, .52 – 2.08 mm<sup>2</sup> Wire Size, Wire-to-Wire, Wire & Cable, Crimp, Commercial MATE-N-LOK

[View on TE.com >](#)



Connectors > Power Connectors > Power Contacts



Power Contact Type: **Contact**

Operating Voltage: **250 VAC**

Contact Mating Area Plating Material: **Tin**

Wire Size: **.52 – 2.08 mm<sup>2</sup>**

## Features

### Product Type Features

Power Contact Type	Contact
Connector System	Wire-to-Wire
Connector & Contact Terminates To	Wire & Cable

### Electrical Characteristics

Operating Voltage	250 VAC
-------------------	---------

### Contact Features

Contact Mating Area Plating Material	Tin
Contact Current Rating (Max)	17 A
Contact Type	Socket
Contact Retention Within Housing	With
Mating Pin Diameter	3.56 mm[.14 in]
Contact Base Material	Phosphor Bronze
Wire Contact Termination Area Plating Material	Pre-Tin
Wire Contact Termination Area Plating Material Finish	Bright
Contact Orientation	Straight



### Termination Features

Termination Method to Wire & Cable	Crimp
------------------------------------	-------

### Mechanical Attachment

Contact Retention Type Within Housing	Locking Lance
Connector Mounting Type	Cable Mount (Free-Hanging)
Wire Insulation Support	With

### Dimensions

Wire Size	.52 – 2.08 mm <sup>2</sup>
Accepts Wire Insulation Diameter Range	2.54 – 4.57 mm [.1 – .18 in]

### Usage Conditions

Operating Temperature Range	-55 – 105 °C [-67 – 221 °F]
-----------------------------	-----------------------------

### Operation/Application

Circuit Application	Power
---------------------	-------

### Industry Standards

Glow Wire Rating	Standard Part - Not Glow Wire
Agency/Standard	CSA, UL
UL Flammability Rating	UL 94V-2
UL File Number	E28476

### Packaging Features

Packaging Method	Reel
Packaging Quantity	2500

### Other

Wire/Cable Type	Discrete Wire
For Use With	Plug Housing
Comment	HDM Applicator part number ending in -1 is used on AMPOMATOR CLS Machine with T or G Terminators, -2 is used on AMP-O-LECTRIC Model K Machine, -6 is used on AMP-O-LECTRIC Model G Machine.

### Product Compliance

For compliance documentation, visit the product page on [TE.com](https://www.te.com)>

EU RoHS Directive 2011/65/EU	Compliant
------------------------------	-----------



EU ELV Directive 2000/53/EC	Compliant
China RoHS 2 Directive MIIT Order No 32, 2016	No Restricted Materials Above Threshold
EU REACH Regulation (EC) No. 1907/2006	Current ECHA Candidate List: JUNE 2022 (224) Candidate List Declared Against: JUNE 2022 (224) Does not contain REACH SVHC
Halogen Content	Low Halogen - Br, Cl, F, I < 900 ppm per homogenous material. Also BFR/CFR/PVC Free
Solder Process Capability	Not applicable for solder process capability

Product Compliance Disclaimer

This information is provided based on reasonable inquiry of our suppliers and represents our current actual knowledge based on the information they provided. This information is subject to change. The part numbers that TE has identified as EU RoHS compliant have a maximum concentration of 0.1% by weight in homogenous materials for lead, hexavalent chromium, mercury, PBB, PBDE, DBP, BBP, DEHP, DIBP, and 0.01% for cadmium, or qualify for an exemption to these limits as defined in the Annexes of Directive 2011/65/EU (RoHS2). Finished electrical and electronic equipment products will be CE marked as required by Directive 2011/65/EU. Components may not be CE marked. Additionally, the part numbers that TE has identified as EU ELV compliant have a maximum concentration of 0.1% by weight in homogenous materials for lead, hexavalent chromium, and mercury, and 0.01% for cadmium, or qualify for an exemption to these limits as defined in the Annexes of Directive 2000/53/EC (ELV). Regarding the REACH Regulation, the information TE provides on SVHC in articles for this part number is based on the latest European Chemicals Agency (ECHA) 'Guidance on requirements for substances in articles' posted at this URL: <https://echa.europa.eu/guidance-documents/guidance-on-reach>

## Compatible Parts

 <p>TE Part # 539764-1 EXTRACTION TOOL</p>	 <p>TE Part # 1-480585-0 09P .140 MNL PLUG NAT</p>	 <p>TE Part # 1-350346-0 03P .140 MNL PLUG P/M NAT</p>	 <p>TE Part # 1-480672-0 09P .140 MNL PLUG PM NAT</p>
 <p>TE Part # 1-350344-0 02P .140 MNL PLUG NAT</p>	 <p>TE Part # 1-480510-0 04P .140 MNL PLUG NAT</p>	 <p>TE Part # 2305570-1 Strip Terminal Cutter-Side Feed-No Crimp</p>	 <p>TE Part # 880124 9 CIR PLUG 140DIA PANEL MT NAT</p>



TE Part # 925451-1  
M-N-L SOCKET HSG



TE Part # 1901963-1  
CCII 140 PIN SOCKET CONN 20-14 ASSY



TE Part # 318845-1  
EXTRACTION TOOL ASSY



TE Part # 1-480672-9  
09P .140 MNL PLUG PM BLK



TE Part # 2-2151320-1  
OCEAN\_2.0\_APPLICATOR-S-100F190O180F



TE Part # 2-2151320-2  
OCEAN\_2.0\_APPLICATOR-S-100F190O180FA



TE Part # 2151320-1  
OCEAN\_2.0\_APPLICATOR-S-100F190O180F



TE Part # 2151320-2  
OCEAN\_2.0\_APPLICATOR-S-100F190O180FA



TE Part # 7-2151320-1  
OCEAN\_2.0\_APPLICATOR-S-100F190O180F



TE Part # 7-2151320-2  
OCEAN\_2.0\_APPLICATOR-S-100F190O180FA




TE Part # 7-2151320-7  
OCEAN\_2.0\_SPARE\_PART\_KIT-100F190O180F



TE Part # 794699-1  
02P .140 MNL PLUG BLK HT

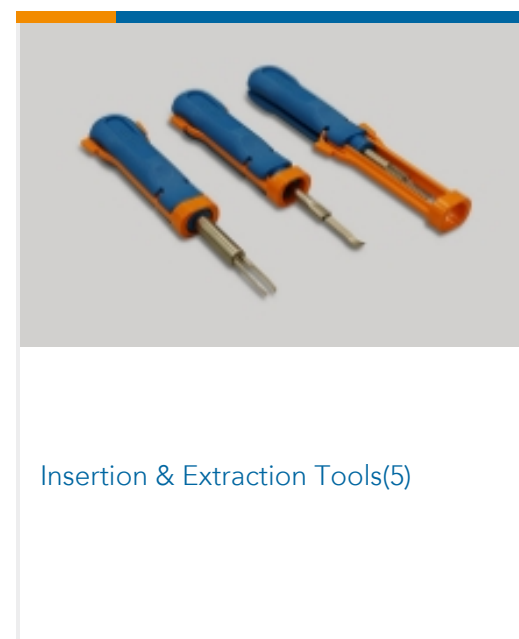
## Also in the Series | Commercial MATE-N-LOK



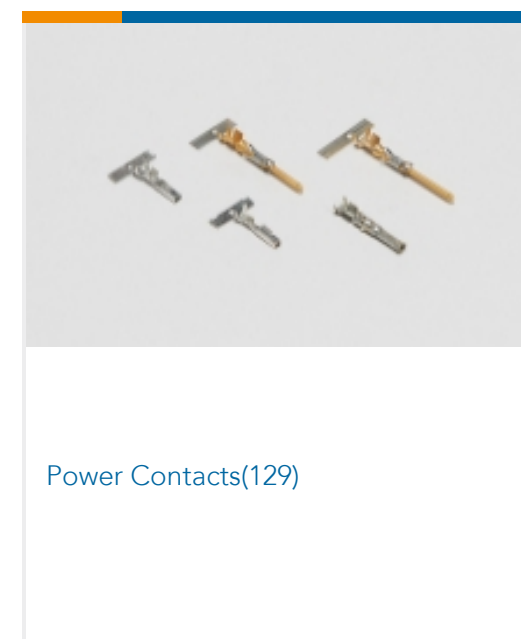
Connector Contacts(26)




Crimp Wire Pins, Tabs & Ferrules(3)




Insertion & Extraction Tools(5)



Power Contacts(129)



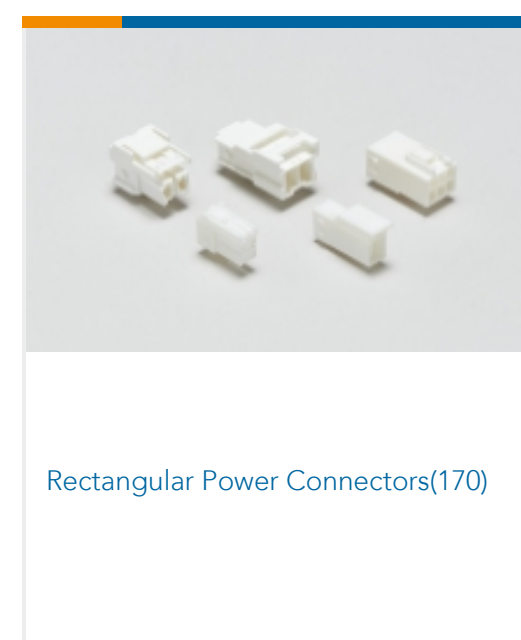
Rectangular Caps & Covers(2)



Rectangular Connector Housings(17)




Rectangular Connector Seals(1)



Rectangular Power Connectors(170)



Standard Circular Connectors(4)



Standard Rectangular Connectors(10)



Wire-to-Board Connector Contacts(1)

## Documents

### Product Drawings

[.140 DIA SOK 20-14 PTPPHBZ](#)

English

### CAD Files

[3D PDF](#)

3D

Customer View Model

[ENG\\_CVM\\_CVM\\_61626-2\\_W.2d\\_dxf.zip](#)

English

Customer View Model

[ENG\\_CVM\\_CVM\\_61626-2\\_W.3d\\_igs.zip](#)

English

Customer View Model

[ENG\\_CVM\\_CVM\\_61626-2\\_W.3d\\_stp.zip](#)

English

Customer View Model

[ENG\\_CVM\\_61626-2\\_E.3d\\_igs.zip](#)

English

Customer View Model

[ENG\\_CVM\\_61626-2\\_E.3d\\_stp.zip](#)

English

Customer View Model

[ENG\\_CVM\\_61626-2\\_E.2d\\_dxf.zip](#)

English

[3D PDF](#)

English

By downloading the CAD file I accept and agree to the [Terms and Conditions](#) of use.

### Datasheets & Catalog Pages

[SOFT\\_SHELL\\_PIN\\_SOCKET\\_CONNECTORS\\_STANDARD\\_DENSITY](#)

English

### Product Specifications

[Application Specification](#)



English

[MATE-N-LOK .140 Diameter Pin And Socket Contacts](#)

English

[Application Specification](#)

Japanese

[Application Specification](#)

Japanese

[MATE-N-LOK .140 Diameter Pin & Socket Contacts](#)

Japanese